

WELLS AQUALIJU

submersible pump for wells



Max Head 30 - 85m

Max Flow 3.9 - 23.4m³/h

Motor Power 0.37 - 3Kw

Discharge size G1F / G2F

DN 1" - **AJ** DN1" ¼ - **A**
DN 1" ½ - **AC** DN 2" - **AB**



KEY ADVANTAGES OF A AQUALIJU PUMP

APPLICATION

Aqualiju series are suitable for use with clean water in domestic, civil and agricultural applications such as the distribution of water in combination with pressure sets, for the irrigation of gardens and allotments and for pressure boosting, etc..

"Aqualiju SA" series are special suitable for direct installation at the bottom of tanks thanks to the lower guide, in Noryl, of shaft and the rubber feet on the bottom of the pump that reduce vibration.

INSTALLATION

Permanent or transportable. Model with float switch control for automatic pump operation, depending on liquid level. The combination of stainless steel for the turbines and glass fiber reinforced NORYL for broadcasters, provides excellent resistance to abrasion due to sand for maximum efficiency

MATERIALS

Double seals, lip seals and reinforced carbon ceramic mechanical seal. Pump casing, pump head and impellers in 304 stainless steel, 420 stainless steel shaft

PUMPED LIQUID

Clean water.
Max. liquid temperature: 35°C.
Max. sand contents: 60g/m³.

MOTOR

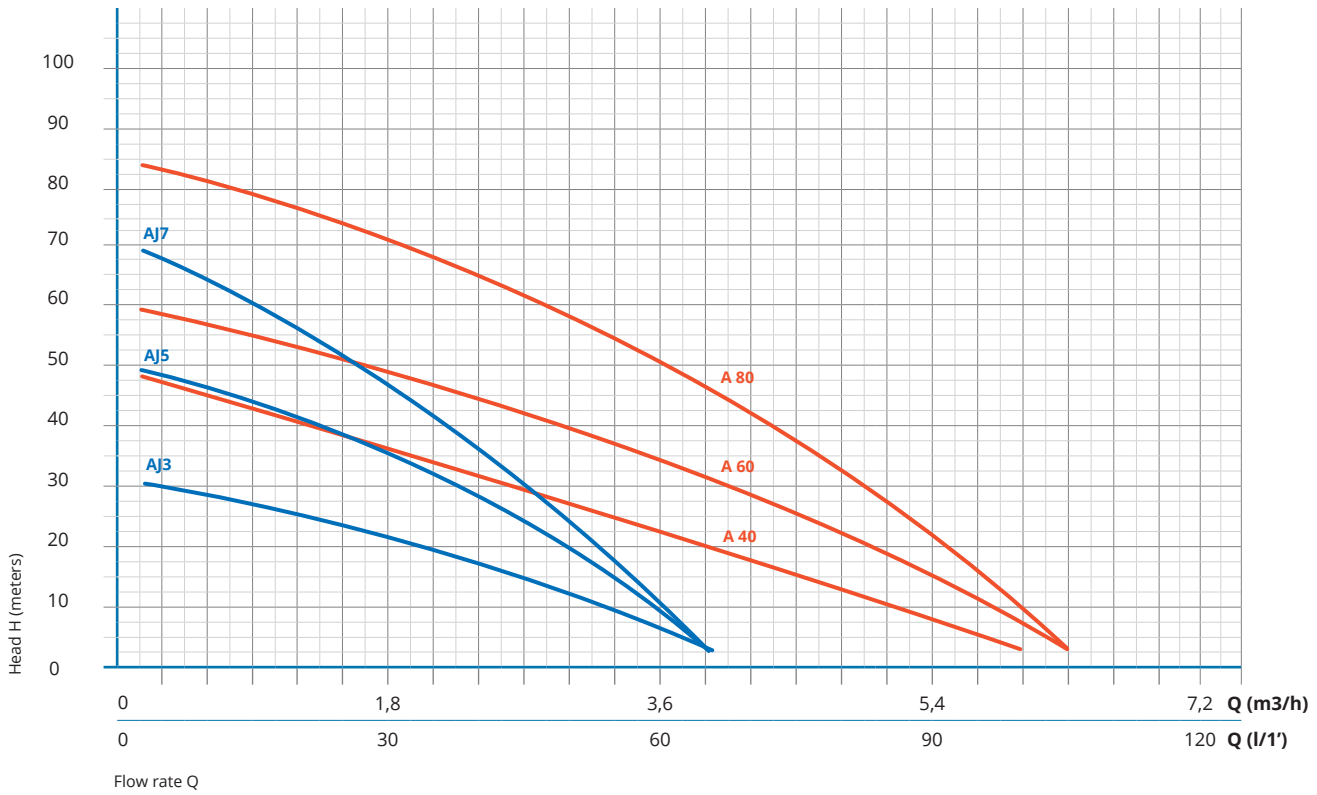
Engine oil immersed food, non-toxic, non-polluting. Externally cooled by the pumped liquid. Insulation class F. Motor protection IP68. Thermal sensors imbedded in the motor winding.

FEATURES

Power cable: 20 m neoprene.
Protection box in Aqualiju AB monophasic version
Immersion depth of 20 m.
Max. starts/hour: 30

CHARACTERISTIC CURVES AND PERFORMANCE DATA

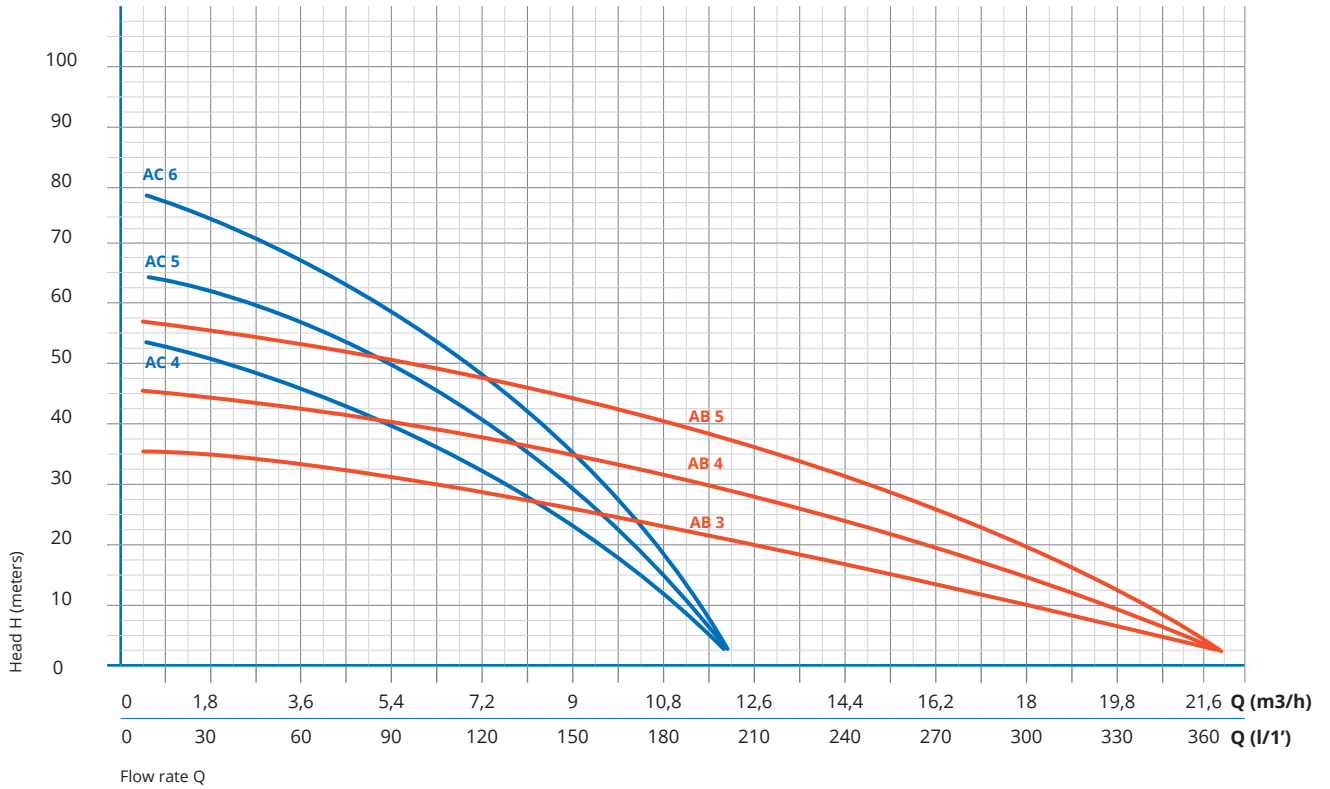
50 Hz



WELLS
AQUALIJU

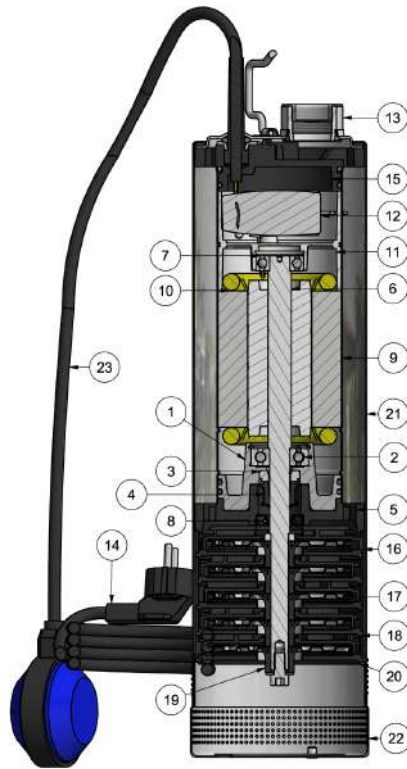
TYPE	POWER kW	MOTOR			PORT DN	Q m³/h l/min	0	0,6	1,2	1,8	2,4	3	3,3	4,5	5,7	6	9	10,5	15	19,8	
		1~ A	1~ µF	3~ A			0	10	20	30	40	50	55	75	95	100	150	175	250	330	
AJ 3.37	0,37	2,6	12	1,2	1"	H - meters	30	28	25	21	16	11	8								
AJ 5.60	0,6	4,1	16	1,4			50	47	42	35	28	18	13								
AJ 7.90	0,9	5,8	20	2,1			70	63	54	44	34	22	15								
A 40.60	0,6	4,6	16	1,8	1"¼		47	44	41	37	33	29	26	15							
A 60.90	0,9	6,0	20	2,3			60	57	53	49	45	40	38	26							
A 80.130	1,3	8,4	30	3,0			85	82	77	72	66	59	55	37							

CHARACTERISTIC CURVES AND PERFORMANCE DATA




TYPE	POWER kW	MOTOR			PORT DN	Q m³/h	Q (l/min)																		
		1~ A	1~ µF	3~ A			0	0,6	1,2	1,8	2,4	3	3,3	4,5	5,7	6	9	10,5	15	19,8					
AC 4.110	1,1	10	40	3,9	1"½	H - meters	53	52,5	51,5	50	49	48	47	44	40	39	23	14							
AC 5.150	1,5	12	50	4,6			65	64	63	62	60	58	57	54	49	48	31	18							
AC 6.220	2,2	14	50	5,0			77	75	74	72	70	68	67	63	56	55	35	21							
AB 3.150	1,5	11	50	3,6	2"		36	35,5	35	34,5	34	33	31	32	30	29	26	24	16	6					
AB 4.220	2,2	12	50	4,2			46	45,5	45	44,5	44	43	42	41	40	39	35	33	24	9					
AB 5.300	3,0	-	-	6			57	56,5	56	55,5	55	54	53	52	50	49	44	41	30	13					

COMPONENTS AND MATERIALS



POS	COMPONENT	MATERIALS	POS	COMPONENT	MATERIALS
1	Bearing Holder Support	Cast Iron	19	Bushing for Impeller	Noryl
2	Bearing	Steel	20	Diffuser Cover	Noryl
3	Mechanical Seal Fixe	Nitrile Rubber / Ceramics	21	External Motor Casing	Stainless Steel
4	Mechanical Seal Mobile	Graphite Steel	22	Aspiration Filter	Stainless Steel
5	Bearing Holder Support	Noryl	23	Float	Neoprene Plastic
6	Rotor / Shaft	Steel and Aluminium / Stainless Steel			
7	Bearing	Steel			
8	Lip Seals	Nitrile Rubber			
9	Motor Casing	Stainless Steel			
10	Stator	-			
11	Top Engine Support	Aluminium			
12	Capacitor	-			
13	Outside Higher Cover	Stainless Steel			
14	Power Cable	Neoprene			
15	Head	Noryl			
16	Initial Diffuser	Noryl			
17	Impeller	Stainless Steel			
18	Diffuser Lid Welded	Noryl			

DIMENSIONS AND WEIGHT



TYPE	DIMENSIONS (mm)			WEIGHT	PALETTE
	A	ØB	ØC	Kg	Un
AJ 3.37	371	1"	114	8,5	50
AJ 5.60	427			10,5	
AJ 7.90	483			12,0	
A 40.60	442	1 1/4"	130	12,5	50
A 60.90	481			13,0	
A 80.130	549			16,0	
AC 4.110.1	486	1 1/2"	152	21,0	50
AC 4.110.3	444			20,5	
AC 5.150.1	523			22,0	
AC 5.150.3	492			21,5	
AC 6.220.1	561			23,5	
AC 6.220.3	520			23,0	
AB 3.150	497	2"	152	22,0	50
AB 4.220.1	546			23,5	
AB 4.220.3	532			23,0	
AB 5.300	591			25,0	